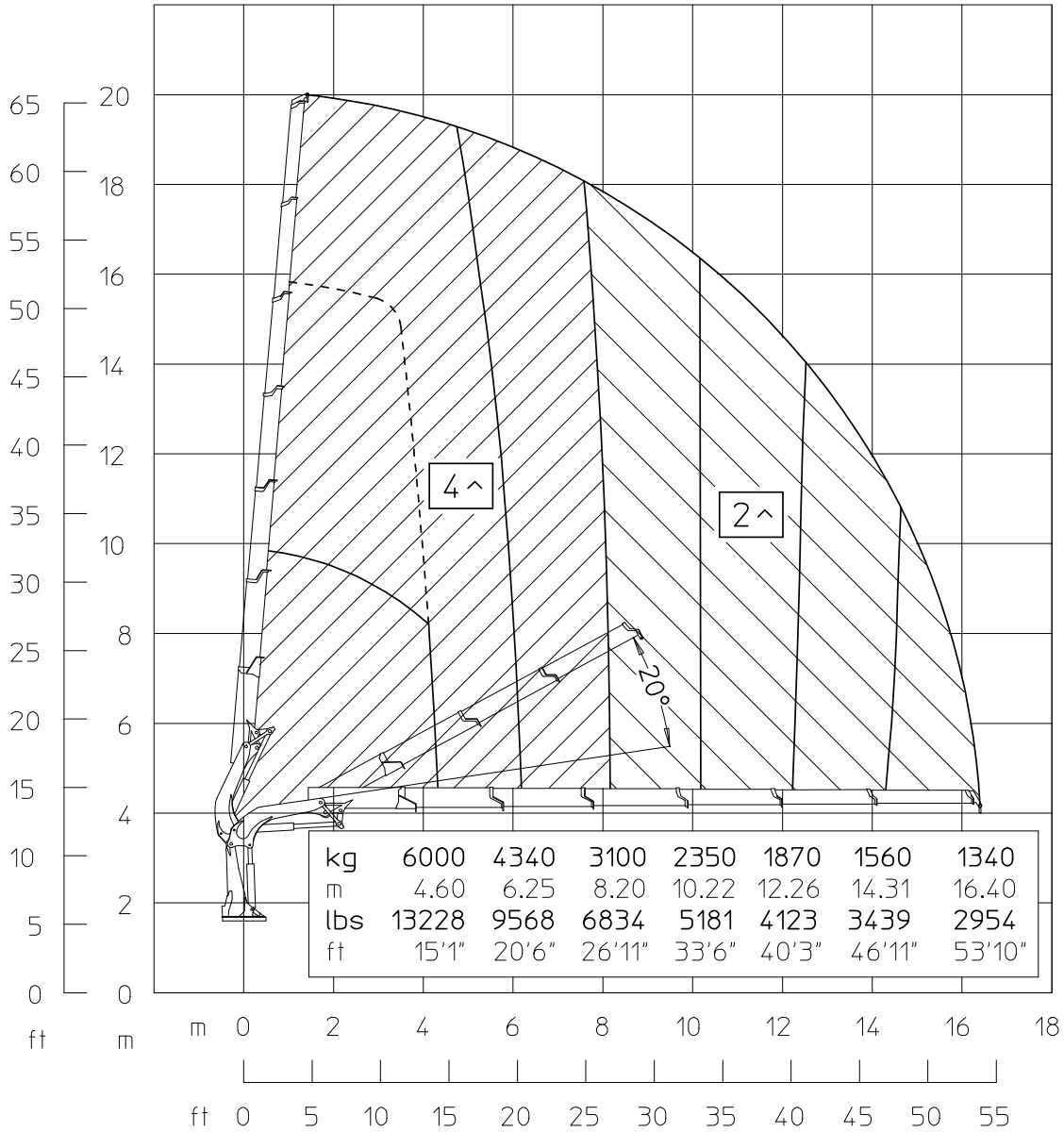


\_\_\_\_\_ CON SISTEMA SFILO ALTA VELOCITÀ (STANDARD)  
 WITH TELESCOPIC HIGH SPEED SYSTEM (STANDARD)  
 - - - - CON CIRCUITO FULL POWER  
 WITH FULL POWER CIRCUIT

I carichi sfilabili in verticale dipendono dall'angolo del braccio e dallo stato dei pattini.  
 The size of the loads that can be handled when extending the boom in vertical position are depending from the angle and the conditions of the wear pads.

ARGANO BW1500 - WINCH BW1500



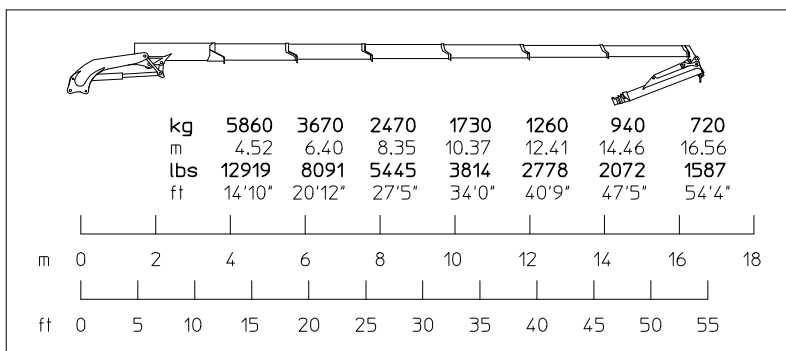

\_\_\_\_\_ CON SISTEMA SFILO ALTA VELOCITÀ (STANDARD)  
 WITH TELESCOPIC HIGH SPEED SYSTEM (STANDARD)  
 \_\_\_\_\_ CON CIRCUITO FULL POWER  
 WITH FULL POWER CIRCUIT

PORTATE REALIZZABILI SOLO  
 CON L'AUSILIO DELL'ARGANO.  
 Tiro max. diretto : 1500 daN  
 Massa bozzello e rinvi: 60 kg

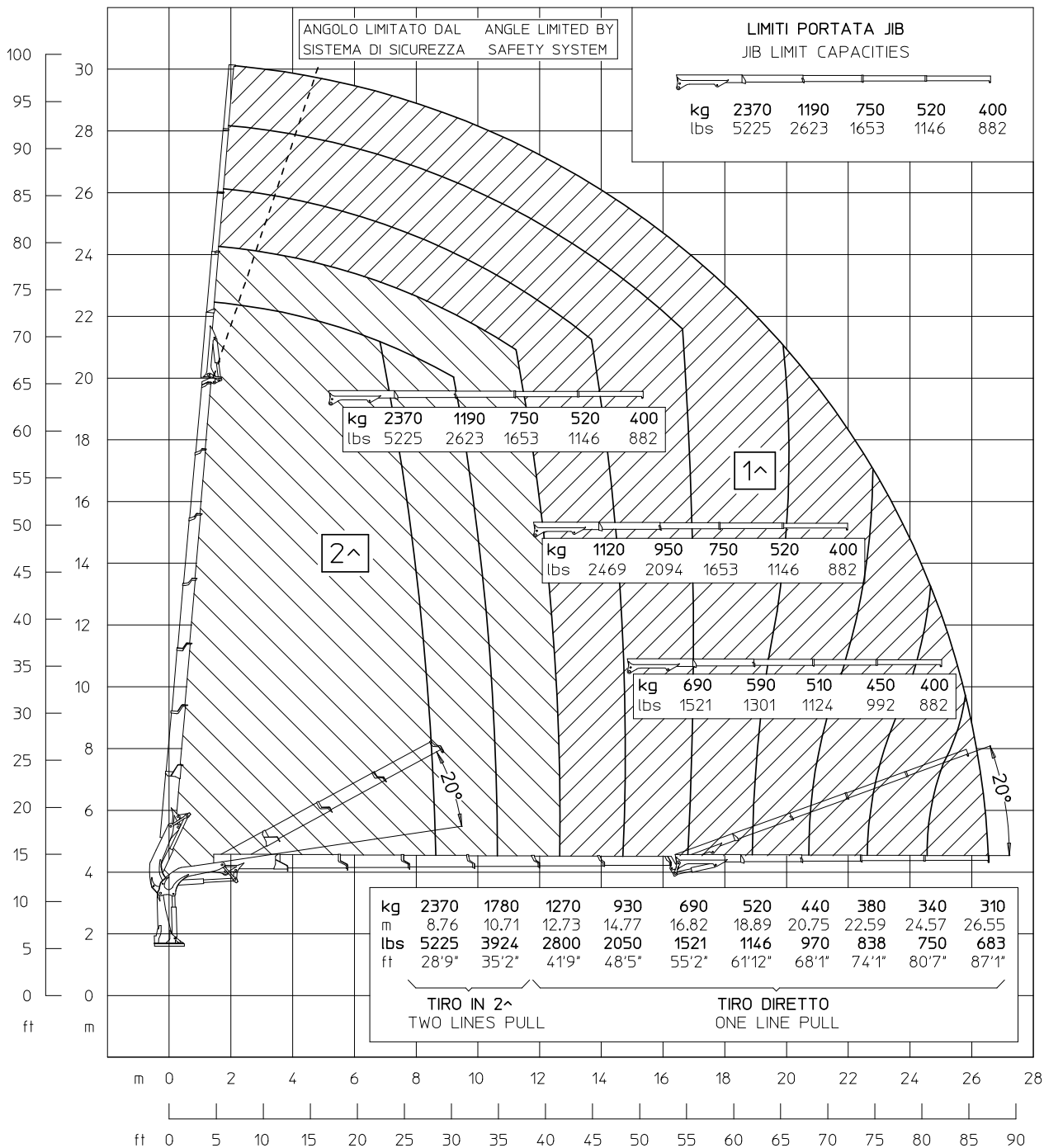
CAPACITY THAT CAN BE  
 ACHIEVED ONLY WITH WINCH.  
 Max pull one line: 1500 daN  
 Block and pulleys: 60 kg

CHARGES REALISABLES AVEC  
 SEULE AIDE DU TREUIL.  
 Tir max. direct: 1500 daN  
 Masse poulie et renvois: 60 kg

DIE TRAGFAHIGKEITEN SIND NUR  
 MIT HILFE DER WINDE ERZIELBAR.  
 Direkter hochstzug: 1500 daN  
 Koblenmasse + umlenkung: 60 kg



I carichi sfilabili in verticale dipendono dall'angolo di inclinazione tra il JIB ed il braccio principale e dallo stato dei pattini.  
The size of the loads that can be handled when extending the boom in vertical position are depending from the angle between the JIB and the main boom and the conditions of the wear pads.



PORTATE REALIZZABILI SOLO CON L'AUSILIO DELL'ARGANO.  
 Tiro max. diretto : 1500 daN  
 Massa bozzello e rinvi: 60 kg

CAPACITY THAT CAN BE ACHIEVED ONLY WITH WINCH.  
 Max pull one line: 1500 daN  
 Block and pulleys: 60 kg

CHARGES REALISABLES AVEC SEULE AIDE DU TREUIL.  
 Tir max. direct: 1500 daN  
 Masse poulie et renvois: 60 kg

DIE TRAGFAHIGKEITEN SIND NUR MIT HILFE DER WINDE ERZIELBAR.  
 Direkter hochstzug: 1500 daN  
 Kobleinmasse + umlenkung: 60 kg